




Raschig-Pak

Product Bulletin 650



RASCHIG GMBH
Mundenheimer Strasse 100
D-67061 Ludwigshafen
phone: +49 (0)621 56 18 - 652
fax: +49 (0)621 56 18 - 627
e-mail: masstransfer@raschig.de
www.raschig.com

RASCHIG USA Inc.
2201 East Lamar Blvd # 240
Arlington, TX 76006 ,USA
phone: +1 817-695-5680
fax: +1 817-695-5697
e-mail: info@raschig-usa.com
www.raschig-usa.com

Raschig-Pak

The Raschig-Pak is a traditional channel type structure packing, as it is widely used in the chemical and petrochemical industry. Decades of experience allow for reliable design with high capacities and low pressure drops.



Raschig-Pak
(equivalent to Mellapak)

Size	Style			Surface (m ² /m ³)	Free Vol. %
125	X	Y	–	125	98
170	X	Y	–	170	98
200	X	Y	–	200	98
250	X	Y	HC	250	98
300	X	Y	–	300	98
350	X	Y	HC	350	97
500	X	Y	HC	500	98
500 Gauze	X	–	–	500	95

The Raschig-Pak type is often replaced with the Raschig-Pak HC. The Raschig-Pak HC is a high-capacity structured packing type with an optimized “S-shape” channel geometry. The improved geometry allows for significantly higher throughput capacities and lower pressure drops.

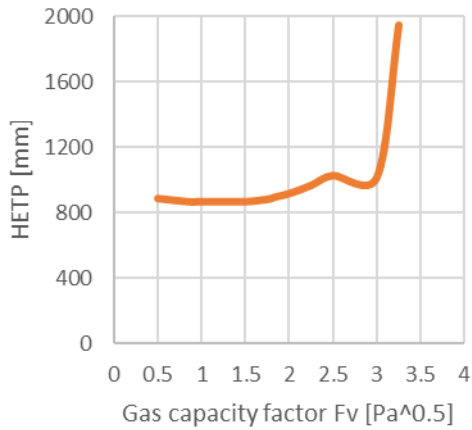
For even higher improvements in throughput capacity, pressure drop and separation efficiency the Raschig-Pak or Raschig-Pak HC can be replaced with the high-performance structured packing Raschig Super-Pak®.

Let us know if you are interested in an optimized solution for your application.



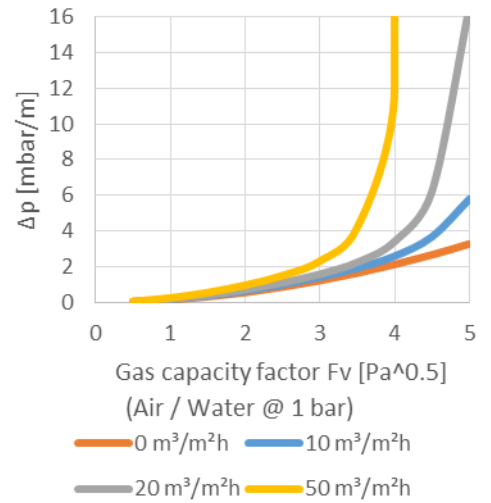
Raschig-Pak

Raschig-Pak 125Y

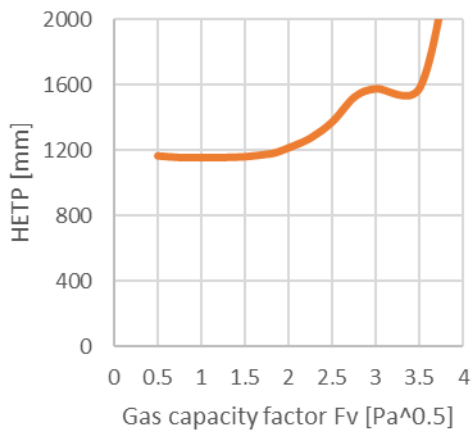


(Standard distillation test system @ 1.65 bar)

Raschig-Pak 125Y

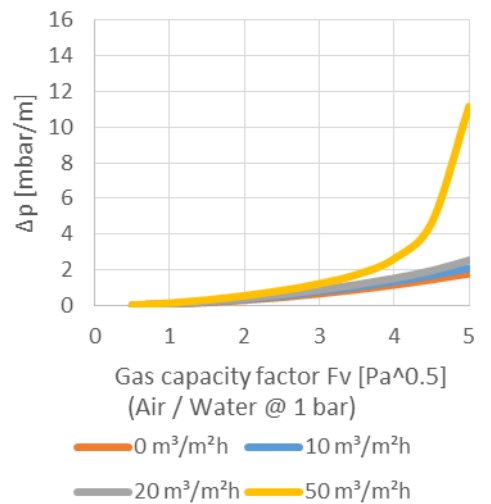


Raschig-Pak 125X



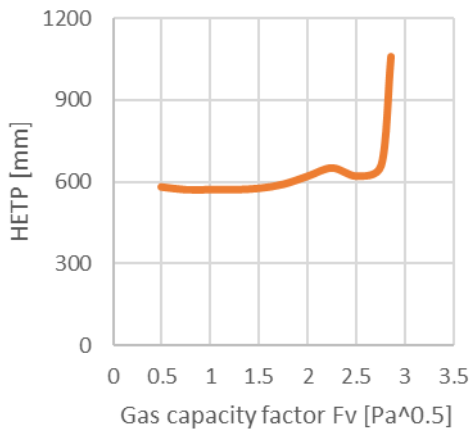
(Standard distillation test system @ 1.65 bar)

Raschig-Pak 125X



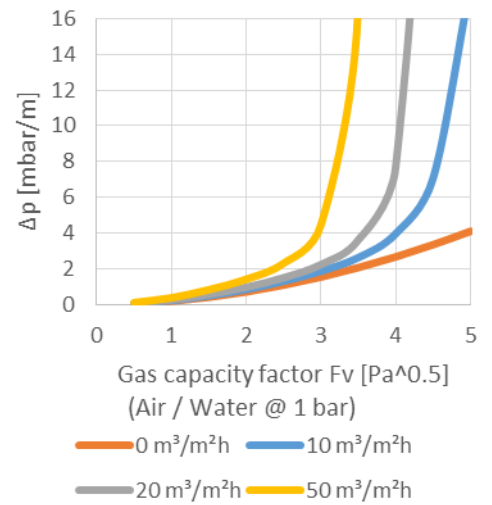
Raschig-Pak

Raschig-Pak 170Y

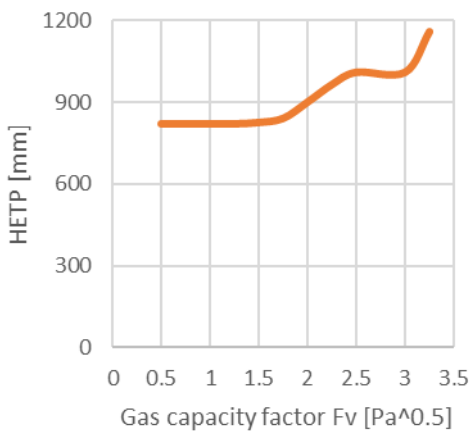


(Standard distillation test system @ 1.65 bar)

Raschig-Pak 170Y

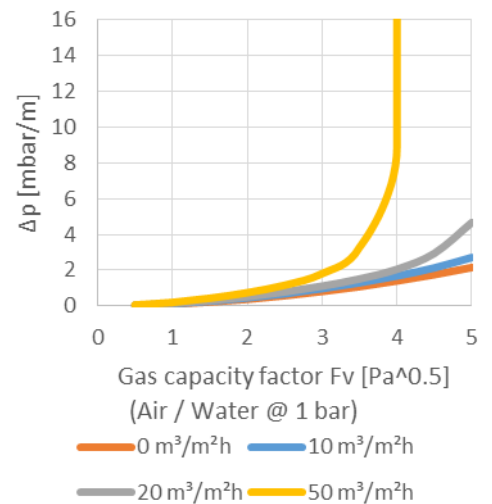


Raschig-Pak 170X



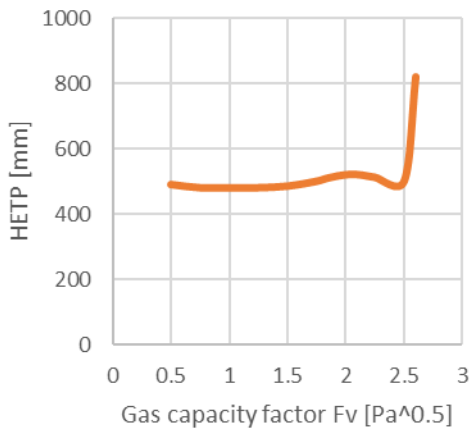
(Standard distillation test system @ 1.65 bar)

Raschig-Pak 170X



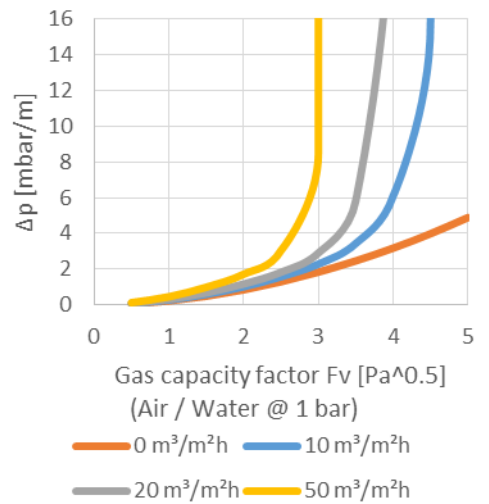
Raschig-Pak

Raschig-Pak 200Y

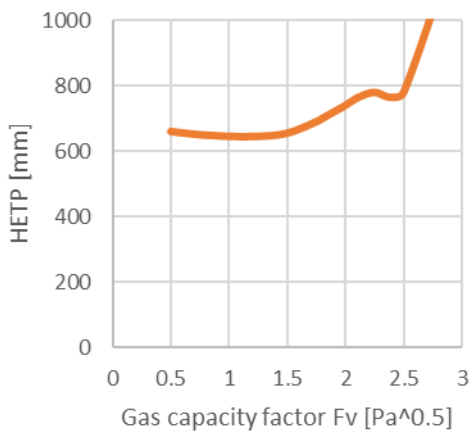


(Standard distillation test system @ 1.65 bar)

Raschig-Pak 200Y

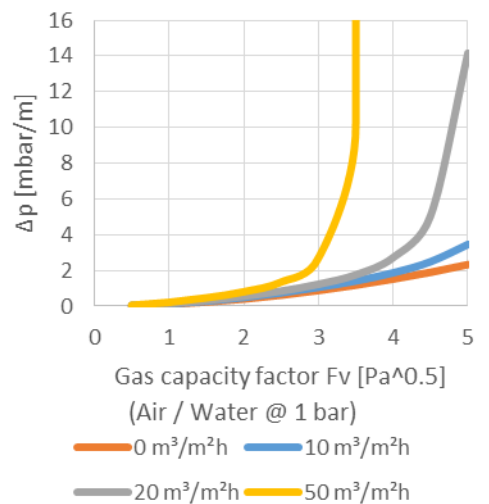


Raschig-Pak 200X



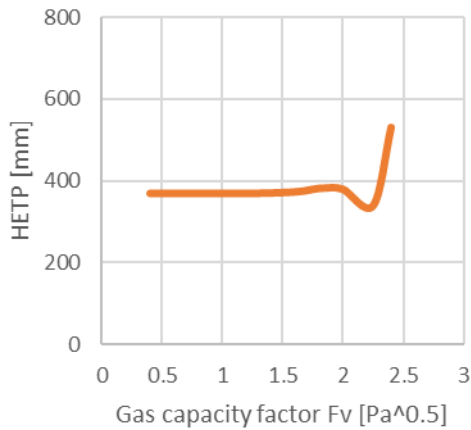
(Standard distillation test system @ 1.65 bar)

Raschig-Pak 200X



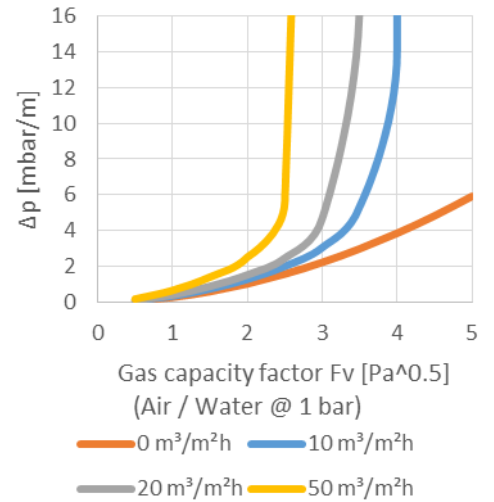
Raschig-Pak

Raschig-Pak 250Y

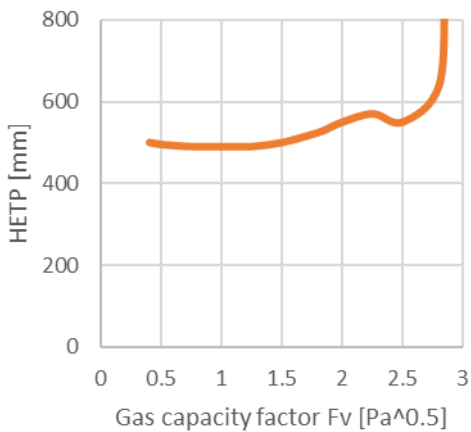


(Standard distillation test system @ 1.65 bar)

Raschig-Pak 250Y

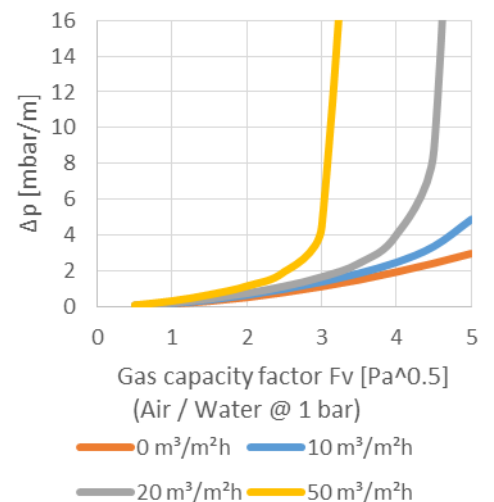


Raschig-Pak 250X



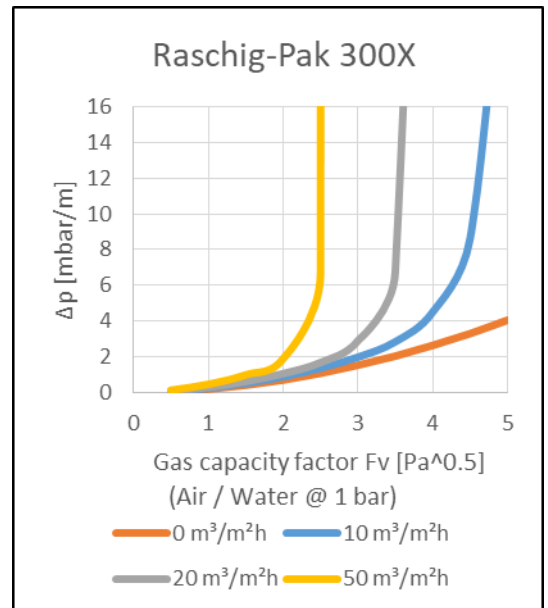
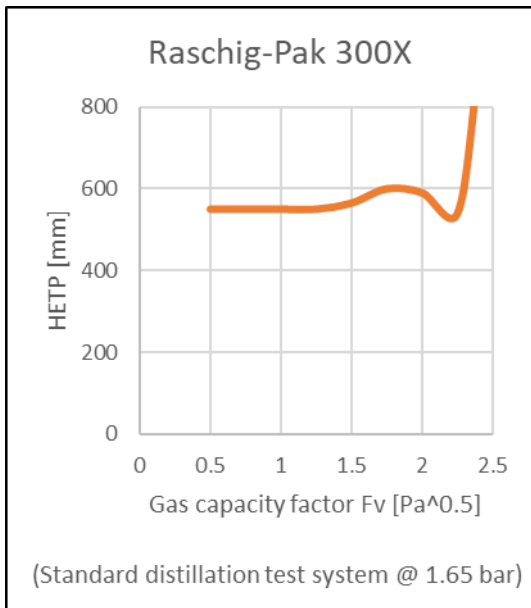
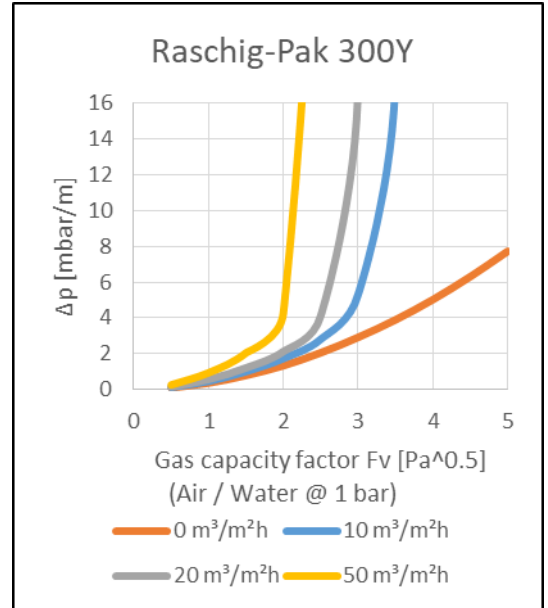
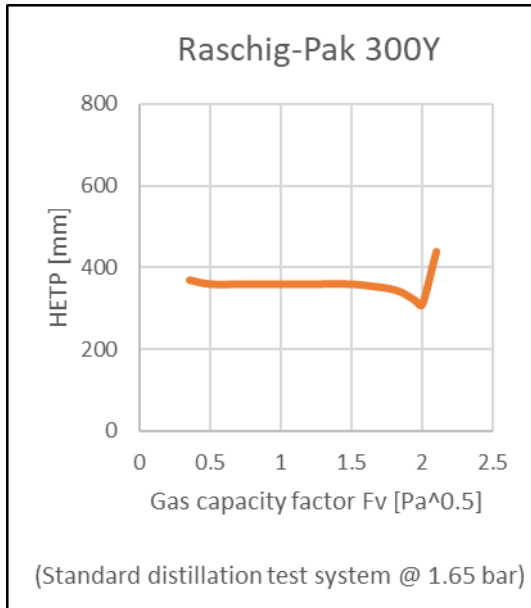
(Standard distillation test system @ 1.65 bar)

Raschig-Pak 250X



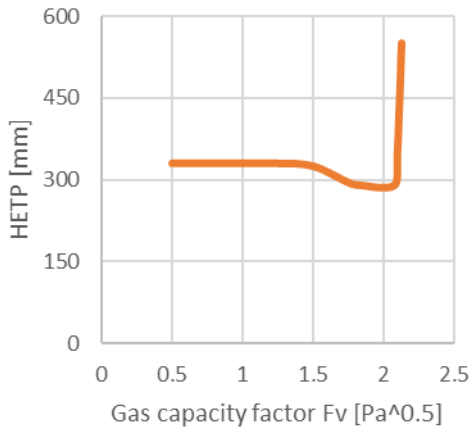


Raschig-Pak



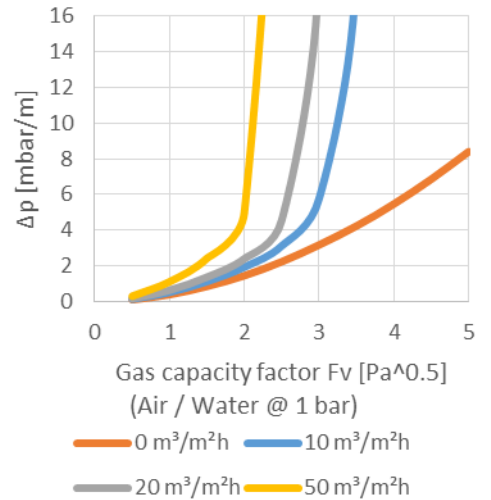
Raschig-Pak

Raschig-Pak 350Y

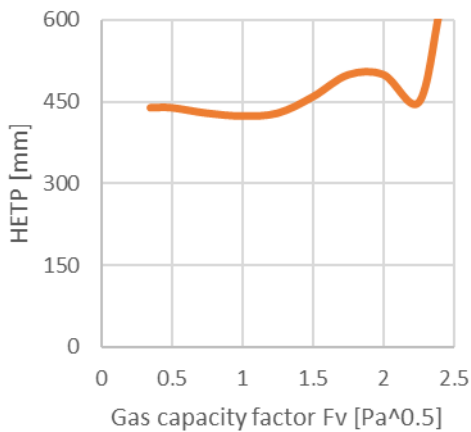


(Standard distillation test system @ 1.65 bar)

Raschig-Pak 350Y

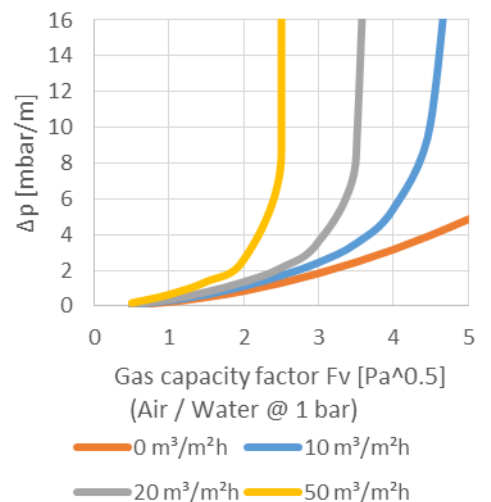


Raschig-Pak 350X

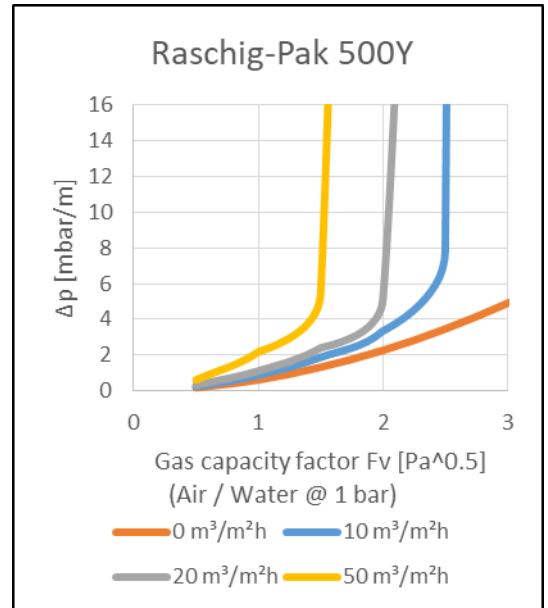
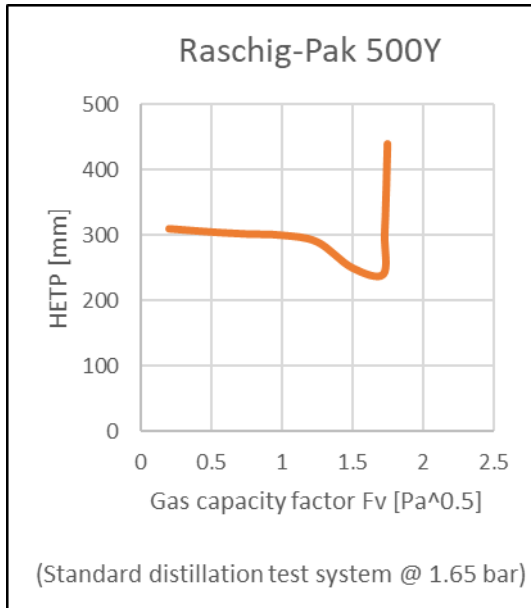


(Standard distillation test system @ 1.65 bar)

Raschig-Pak 350X



Raschig-Pak



Nomenclature

Latin symbols

a	m^2/m^3	specific surface area of packing
a_{Ph}	m^2/m^3	specific effective surface area of packing
C_S	m/s	$= u_V (\rho_V / (\rho_L - \rho_V))^{1/2}$ capacity factor
D_S, d_S	m	column diameter
F_V, F_G	$m/s (kg/m^3)^{1/2}$	$= u_V (\rho_V)^{1/2}$ gas capacity factor
F	-	Packing factor
g	m/s^2	$= 9.81 m/s^2$, acceleration
H	m	section height
HETP	m	height equivalent to a theoretical plate
HTU _{OV}	m	overall gas side height of a transfer unit
$k_G a_{Ph}$	$1/s$	volumetric mass transfer coefficient in gas phase
$k_L a_{Ph}$	$1/s$	volumetric mass transfer coefficient in liquid phase
L	kg/h	Liquid mass flow rate
h_L	m^3/m^3	superficial liquid hold-up
n_{th}	-	number of theoretical stages
p	bar	pressure
u_L	m^3/m^2h	superficial liquid velocity
u_V	m/s	superficial gas velocity
V, G	kg/h	Vapor mass flow rate

Greek symbols

$\beta_V a_{Ph}$	$1/s$	volumetric mass transfer coefficient in gas phase
$\beta_L a_{Ph}$	$1/s$	volumetric mass transfer coefficient in liquid phase
ρ_L	kg/m^3	liquid density
ρ_V	kg/m^3	gas density
$\Delta p/H$	$mbar/m$	specific pressure drop
η	$Pas, kg/(ms)$	dynamic viscosity

Subscripts

FI	flooding condition
L	liquid phase
V	vapour phase

